


CHANNEL

LIGHTING & SAFETY SYSTEMS

Dale



LED emergency exit signage
from Channel Safety Systems



LED Emergency Exit Sign

The Dale emergency exit sign utilises LED technology to offer an attractive, high quality and cost effective solution for emergency exit signage needs.

This fitting comes with the added advantage of 'self-test' operation as standard.

Features

- Self-test operation as standard to BS EN 62034
- Low running costs (2.1W LED equivalent to 8W fluorescent)
- Uses 24 white LEDs
- Long life LED technology
- Lightweight & easy to install
- Maintained or non-maintained 3 hour emergency backup
- Prismatic diffuser on underside to illuminate door exit
- Quality sheet mild steel housing (white RAL 9003)
- Incorporates 4.8V 800mAh NiCd battery
- Low environmental impact
- Minimal maintenance
- Meets BS EN 60598-2-22 and other relevant standards

Please note

The Health and Safety Signs and Signals Regulations i, SI 341, introduced in 1996 to enact the EU Signs Directive ii, required that all text-only fire safety signs (i.e. EXIT or FIRE EXIT signs) produced to comply with BS 2560 should be replaced by 24th December 1998 with the pictogram format "running man" signs.



Consideration should not only be given to updating signs by changing the legend panels or diffusers, but also to taking the opportunity to test the installed signage products. Testing will often reveal that the internal battery also needs replacing. Replacement of just the legend panels or diffusers may be difficult if the sign luminaire type has been discontinued by the maker. This, combined with the possible need to replace the internal battery, will usually mean that it is more cost effective to replace the whole luminaire.



www.channelsafety.co.uk

Tel: 0845 884 7000

Email: sales@channelsafety.co.uk



Please note image shown is not to scale and is for pictorial reference only

SPECIFICATIONS	
Light Source	24 white LEDs
IP Rating	IP40
Emergency Duration	3 hours (minimum)
Mains Voltage	230V 50Hz \pm 10%
Mains Current (max)	Maintained - 35mA (max) (8.4W) non-maintained - 25mA
Recharge Period	Less than 24 hours
Charge Indicator	Integral green LED
Changeover Voltage	As per requirements of BS EN 60598-2-22
Temperature Range	-10°C to 55°C (non-condensing)
Weight	1Kg
Battery	2.4V 1800mAh NiHH

PRODUCT CODE	DESCRIPTION
E/DA/M3/LED/3/ST	Dale LED 3 hour maintained self test complete with legend arrow up
S/LEG/DA/AL/3	Dale arrow left legend
S/LEG/DA/AR/3	Dale arrow right legend
S/LEG/DA/AD/3	Dale arrow down legend
S/LEG/DA/AU/3	Dale arrow up legend
SB/BATT/DA/FO/VL/NIHM	Battery for the Dale

Errors & omissions excluded. Specification is subject to change without notice.

revision 017-1